

*The*  
**Huntercombe**  
*Group*



Nottingham Neurodisability Service  
– Aspley



**Nottingham Neurodisability Service at Aspley, part of The Huntercombe Group, treats adults with low, medium or high nursing dependency needs including Multiple Sclerosis, Cerebral Palsy, Huntingtons Disease, Brain Injury and progressive neurodegenerative disorders.**


## The Unit


This service is in a 2 storey building with ground floor access to all bedrooms and bathrooms/shower rooms. There is a mix of both single and double rooms and most rooms have patio doors leading to the grounds.

The unit's main activities are provided on the first floor either in the large lounge, activity room or the independent living skills kitchen. These activities include word puzzles, artwork, music classes and cooking groups.



personal





At Nottingham, we are able to offer long term care, respite/short stay, day care and outreach services and aim to promote social inclusion for all our clients.

The service places significant value on the social inclusion of the clients and we access local amenities. This is arranged by the Centre's Activities Coordinator and the clients are encouraged to be actively involved in how the service is run. The clients regularly hold residents meetings and a social and recreational committee plan the in-house and external activities.

## Admission Criteria


Within the unit there is the level of expertise and experience to provide services for individuals with neurodisabilities and acquired brain injury with cognitive and/or physical disabilities.

We are able to accept any person who is medically stable and has low, medium or high dependency needs, including tracheostomies and enteral feeding.

## Multi-Disciplinary Team

Each aspect of care is discussed and agreed with the team members. We also work closely with members of community based multi-disciplinary teams to ensure that patients access the relevant agencies and treatment programmes, to meet their changing health needs.

Clients are registered locally with a General Practitioner and are able to access community resources such as dentists, opticians and chiropody as appropriate.





professional

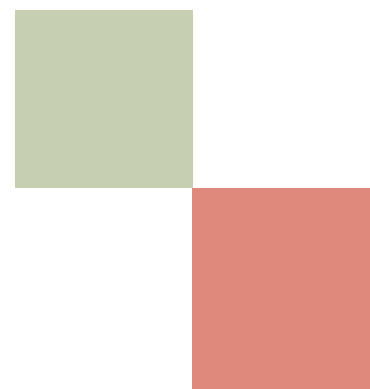


## Admission & Fees

Prior to admission, each new resident and their relatives are encouraged to visit the Centre to satisfy themselves that the environment and ambience is to their liking. Our Manager will also wish to discuss the personal preferences of each prospective resident and whatever care needs may be required. This will usually involve pre-admission assessment by a member of our team.

The fees are dependent upon the individual's needs. Arrangements for the payment of fees will be agreed with referrers prior to admission.

For enquiries regarding admissions or for further information, please contact the Centre at the address overleaf.



# How to find us

## From North/South:

Leave the M1 at junction 26 and turn left heading for Nottingham on A610. Continue on A610 to Cinderhill Island and take the second exit on to Nuthall Road, going past the Gateway Hotel, Tesco Garage and the Barleycorn public house.

At the second set of traffic lights, with Sainsburys on your left, turn right onto Melbourne Road and continue until the traffic lights and carry on ahead into Robin's Wood Road. Go past the first road on the right and the centre's car park is on the right.

## From the city centre/train station by bus:

Number 77 NCT bus - get off at the CO-OP Funeral Parlour and turn right onto Robin's Wood Road.



## The Huntercombe Group



Nottingham Neurodisability Service - Aspley  
Robin's Wood Road, Aspley, Nottingham NG8 3LD

tel: 0115 942 5153 fax: 0115 942 5154

email: [aspley@fshc.co.uk](mailto:aspley@fshc.co.uk) website: [www.huntercombe.com](http://www.huntercombe.com)

Part of Four Seasons Health Care